



BTFM

PRESSURATION FANS / Tube

Fan Components and Material Properties

Cylindrical tube casing, airfoil wing structure and direct coupled motor fans with 3500 m³ / h flow rate of 115000 m³ / h and Ø400 mm -Ø1250 mm 16 models are available in the range options. Body is made of steel with electrostatic powder coating. The motor and fan impeller are connected to the main body by steel carriers. It can be manufactured with foot on request.

Fan Structure

Axial wings are produced in pressurized aluminum casting and airfoil structure. The aerodynamically optimized wings provide high efficiency.

Benefits

It works with low noise levels and is designed to be maintenance-free for long periods of time. Speed can be adjusted with speed control devices. The wings are manufactured at the ideal angle and in the form of wings and provide maximum performance.

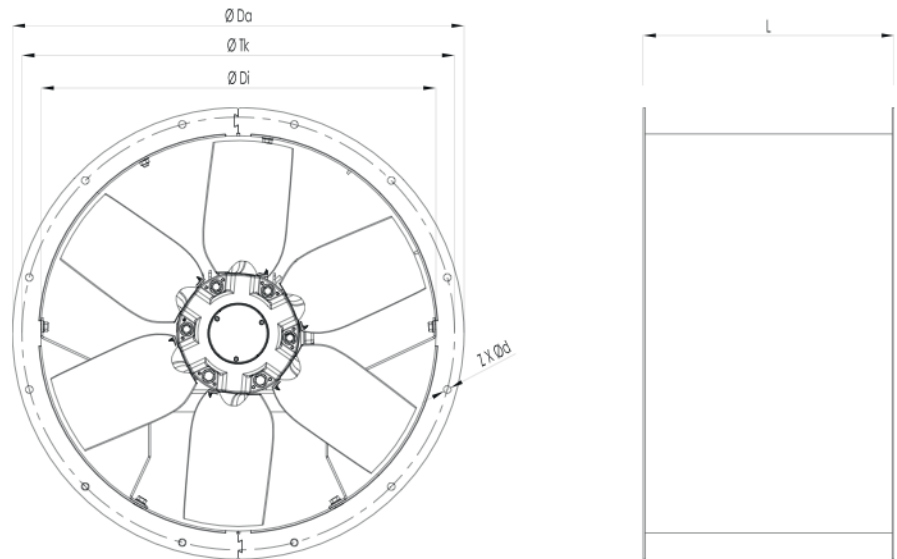
Speed Control

Optional control devices can be provided. 3 ~ phase products can be controlled by frequency inverter (see BSC-F accessory).

Usage Areas

BTFM type axial fans are used for stair pressurization, lift pressurization, ambient pressurization and ambient exhaust applications. They are manufactured from durable metal alloy body by using high efficiency aluminum fins.

Technical Drawing and Tables



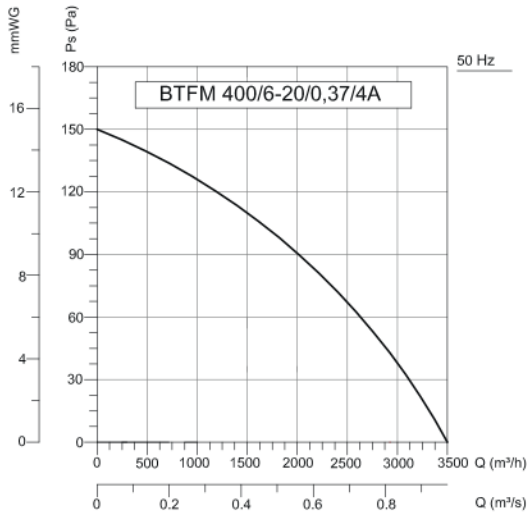
TYPE	ØDi	ØDa	ØTk	ØL	ZXØD
BTFM 400	400	480	450	350	8X12
BTFM 450	450	530	500	350	8X12
BTFM 500	500	590	560	400	12X12
BTFM 560	560	650	620	400	12X12
BTFM 630	630	720	690	400	12X12
BTFM 710	710	800	770	450	16X12
BTFM 800	800	890	860	500	16X12
BTFM 900	900	1005	970	550	16X15
BTFM 1000	1000	1105	1070	700	16X15
BTFM 1250	1250	1390	1320	850	20X15

Dimensions are in (mm)

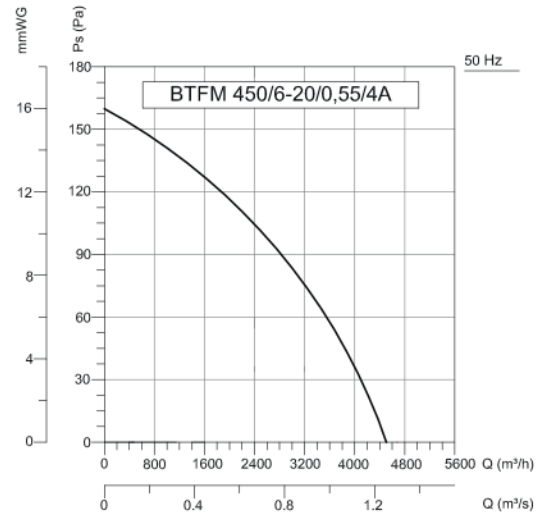
TYPE	VOLTAGE	FREQUENCY	POWER	CURRENT	CAPACITOR	SPEED	AIR FLOW	SOUND PRESSURE	INSULATION CLASS	PROTECTION CLASS
	V	Hz	kW	(A)	(µF)	r.p.m	m³/h	dB(A)	Ins.cl.	IP
BTFM 400-M/6-20/0,37/4A	230	50	0,37	2,6	15	1390	3500	60	F	55
BTFM 450-M/6-20/0,55/4A	230	50	0,55	3,3	20	1365	4500	62	F	55
BTFM 500-M/6-20/0,55/4A	230	50	0,55	3,3	20	1365	7000	66	F	55
BTFM 560-M/6-18/0,75/4A	230	50	0,75	4,6	30	1405	10000	63	F	55
BTFM 630-M/6-16/1,1/4A	230	50	1,1	7,1	35	1410	14000	70	F	55
BTFM 710-M/6-14/1,5/4A	230	50	1,5	3,5	50	1410	17500	71	F	55
BTFM 800-M/6-10/2,2/4A	230	50	2,2	13,4	60	1425	23000	74	F	55
BTFM 800-M/6-14/3/4A	230	50	3	19,0	60	1425	25000	76	F	55
BTFM 400-T/6-20/0,37/4A	380	50	0,37	1,2	-	1390	3500	60	F	55
BTFM 450-T/6-20/0,55/4A	380	50	0,55	1,6	-	1365	4500	62	F	55
BTFM 500-T/6-20/0,55/4A	380	50	0,55	1,6	-	1365	7000	66	F	55
BTFM 560-T/6-18/0,75/4A	380	50	0,75	2,1	-	1405	10000	63	F	55
BTFM 630-T/6-16/1,1/4A	380	50	1,1	2,6	-	1410	14000	70	F	55
BTFM 710-T/6-14/1,5/4A	380	50	1,5	3,5	-	1410	17500	71	F	55
BTFM 800-T/6-10/2,2/4A	380	50	2,2	5,0	-	1425	23000	74	F	55
BTFM 800-T/6-14/3/4A	380	50	3	6,6	-	1425	25000	76	F	55
BTFM 900-T/6-12/4/4A	380	50	4	8,4	-	1440	35000	79	F	55
BTFM 900-T/6-16/5,5/4A	380	50	5,5	11,2	-	1465	40000	81	F	55
BTFM 1000-T/6-14/7,5/4A	380	50	7,5	15,4	-	1465	50000	84	F	55
BTFM 1000-T/6-20/11/4A	380	50	11	21,3	-	1465	60000	86	F	55
BTFM 1000-T/6-24/15/4A	380	50	15	29,4	-	1465	70000	87	F	55
BTFM 1000-T/6-28/18,5/4A	380	50	18,5	34,5	-	1470	80000	88	F	55
BTFM 1250-T/6-14/22/4A	380	50	22	42,5	-	1470	100000	94	F	55
BTFM 1250-T/6-20/30/4A	380	50	30	55,0	-	1470	115000	94	F	55

Sound Level Measured from 3m distance in room condition.

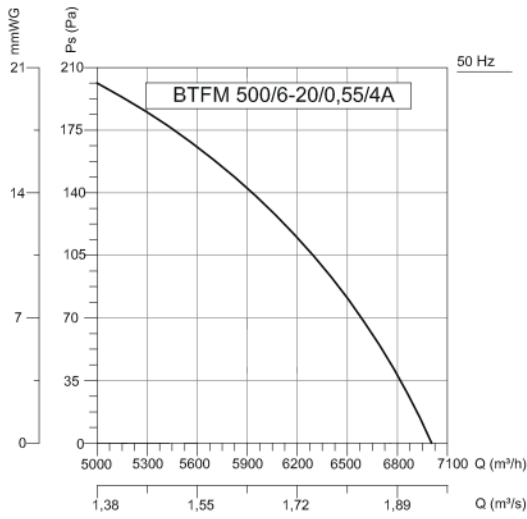




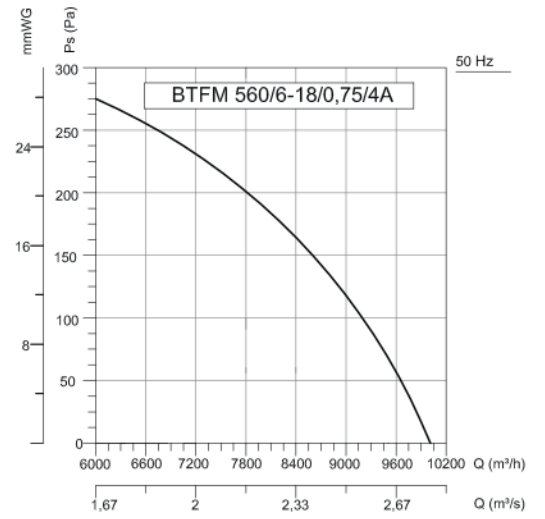
Frequency	Tot	63	125	250	500	1000	2000	4000	8000	Hz
L _{WA} Outlet	78	50	60	68	74	73	70	65	58	dB(A)
L _{WA} In-duct	80	50	63	71	75	75	72	68	62	dB(A)
(3m-Free Field)	60	35	42	51	55	54	53	49	45	dB(A)



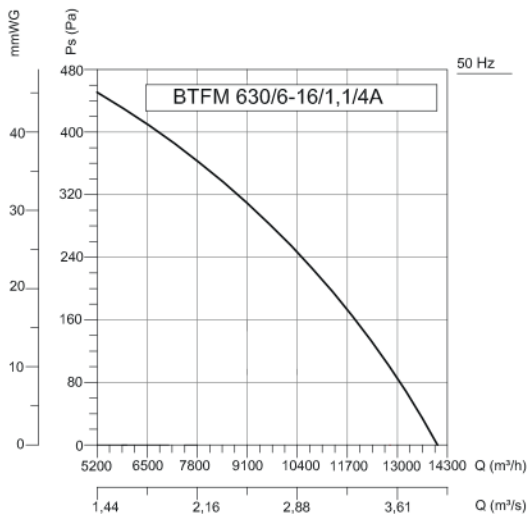
Frequency	Tot	63	125	250	500	1000	2000	4000	8000	Hz
L _{WA} Outlet	80	51	62	70	74	75	73	65	60	dB(A)
L _{WA} In-duct	82	53	64	73	76	77	74	71	65	dB(A)
(3m-Free Field)	62	35	45	52	58	57	54	50	44	dB(A)



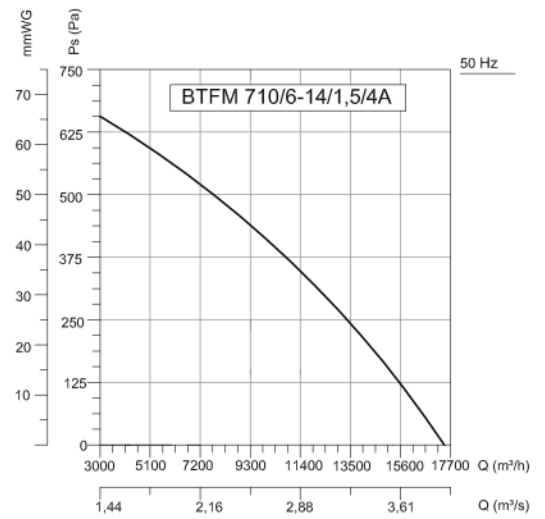
Frequency	Tot	63	125	250	500	1000	2000	4000	8000	Hz
L _{WA} Outlet	83	55	65	74	78	78	76	71	64	dB(A)
L _{WA} In-duct	85	57	67	76	80	80	77	73	66	dB(A)
(3m-Free Field)	66	40	48	56	62	61	58	54	49	dB(A)



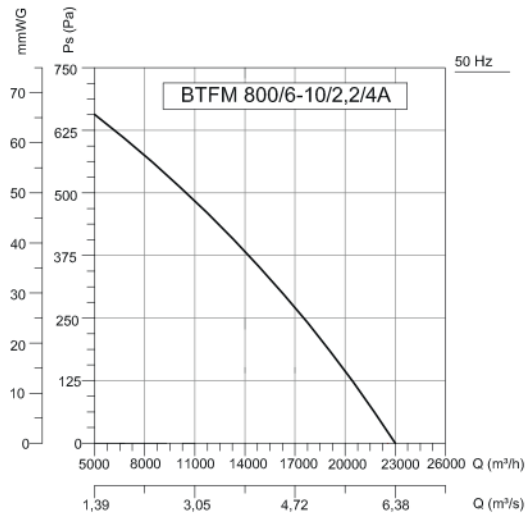
Frequency	Tot	63	125	250	500	1000	2000	4000	8000	Hz
L _{WA} Outlet	81	52	62	71	75	76	73	68	61	dB(A)
L _{WA} In-duct	82	52	64	72	77	77	74	70	63	dB(A)
(3m-Free Field)	63	35	45	52	58	58	55	51	44	dB(A)



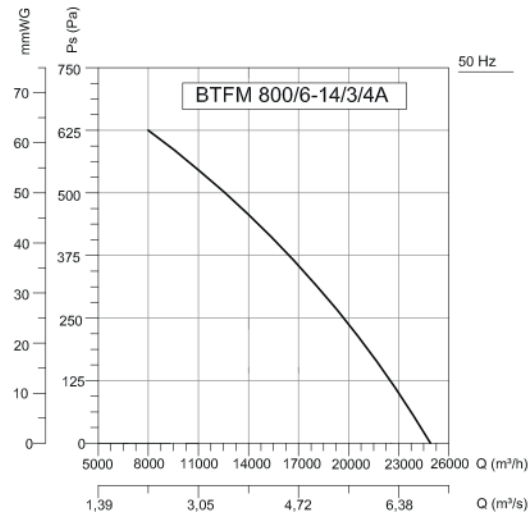
Frequency	Tot	63	125	250	500	1000	2000	4000	8000	Hz
L _{WA} Outlet	88	59	70	79	82	83	79	76	68	dB(A)
L _{WA} In-duct	89	62	71	79	84	84	81	77	70	dB(A)
(3m-Free Field)	70	43	52	61	65	65	63	58	52	dB(A)



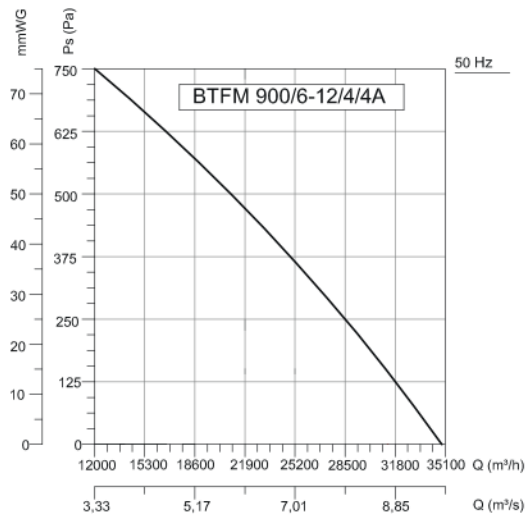
Frequency	Tot	63	125	250	500	1000	2000	4000	8000	Hz
L _{WA} Outlet	88	60	70	78	83	83	80	76	69	dB(A)
L _{WA} In-duct	89	61	71	80	84	84	82	77	70	dB(A)
(3m-Free Field)	71	42	52	61	65	66	63	59	51	dB(A)



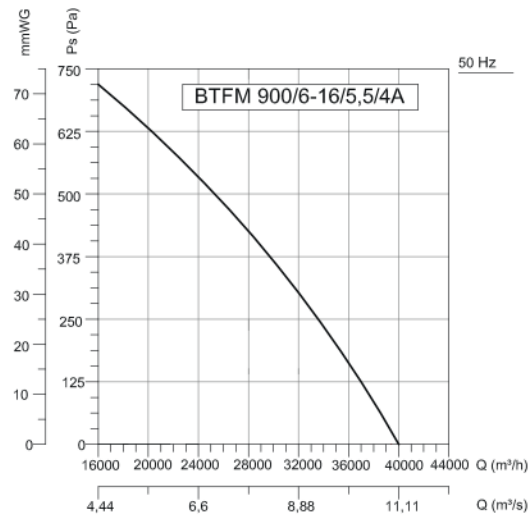
Frequency	Tot	63	125	250	500	1000	2000	4000	8000	Hz
L _{WA} Outlet	91	63	73	82	86	86	83	79	72	dB(A)
L _{WA} In-duct	92	65	74	83	87	87	85	80	74	dB(A)
(3m-Free Field)	74	44	55	64	68	69	66	63	54	dB(A)



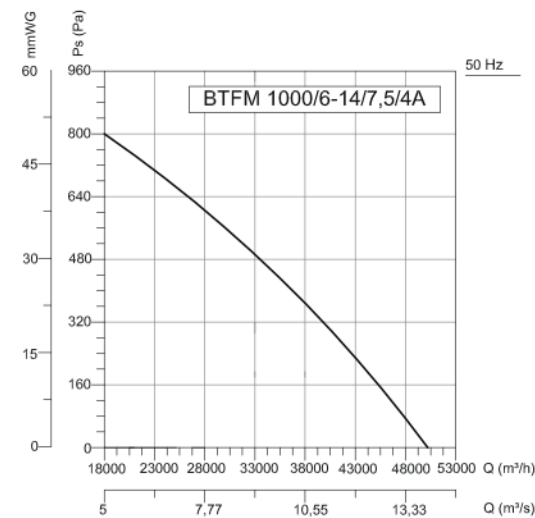
Frequency	Tot	63	125	250	500	1000	2000	4000	8000	Hz
L _{WA} Outlet	93	66	76	84	88	88	86	81	73	dB(A)
L _{WA} In-duct	95	64	75	85	89	90	87	82	74	dB(A)
(3m-Free Field)	76	49	58	66	71	71	68	65	58	dB(A)



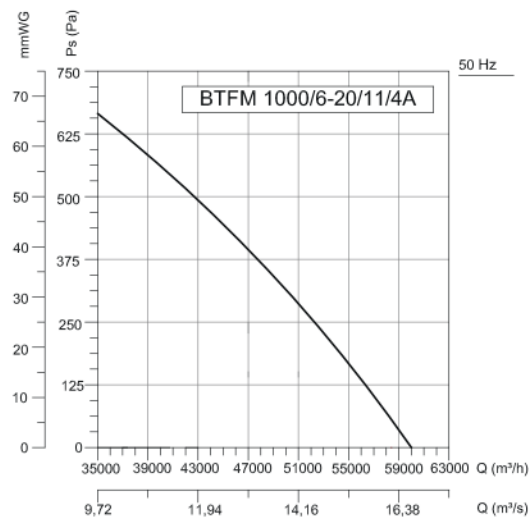
Frequency	Tot	63	125	250	500	1000	2000	4000	8000	Hz
L _{WA} Outlet	96	67	78	87	91	91	89	84	78	dB(A)
L _{WA} In-duct	97	69	79	89	92	92	90	84	77	dB(A)
(3m-Free Field)	79	52	61	69	74	74	71	67	61	dB(A)



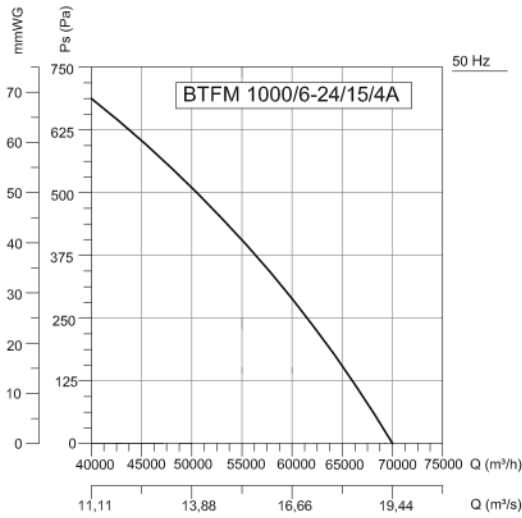
Frequency	Tot	63	125	250	500	1000	2000	4000	8000	Hz
L _{WA} Outlet	98	70	80	89	93	93	91	86	79	dB(A)
L _{WA} In-duct	99	70	88	90	94	94	91	87	79	dB(A)
(3m-Free Field)	81	54	63	71	76	76	73	69	61	dB(A)



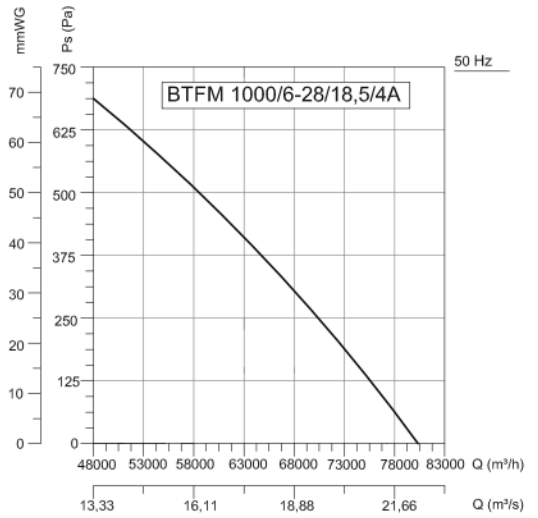
Frequency	Tot	63	125	250	500	1000	2000	4000	8000	Hz
L _{WA} Outlet	102	75	83	92	96	97	93	91	82	dB(A)
L _{WA} In-duct	102	75	84	93	96	97	95	90	82	dB(A)
(3m-Free Field)	84	55	66	74	79	78	76	72	64	dB(A)



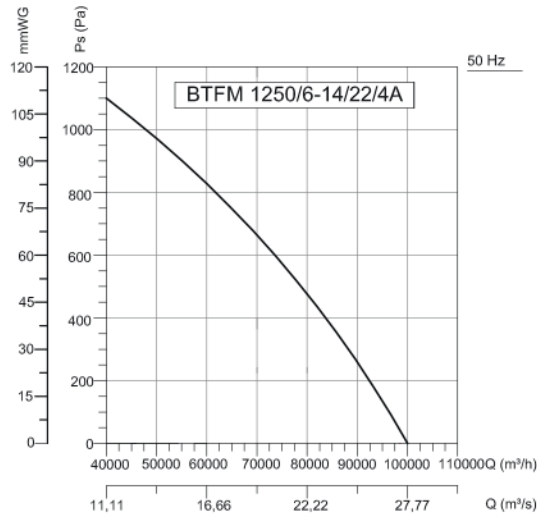
Frequency	Tot	63	125	250	500	1000	2000	4000	8000	Hz
L _{WA} Outlet	103	76	85	94	98	98	96	92	84	dB(A)
L _{WA} In-duct	104	76	86	95	99	98	96	93	85	dB(A)
(3m-Free Field)	86	58	68	76	81	82	78	74	68	dB(A)



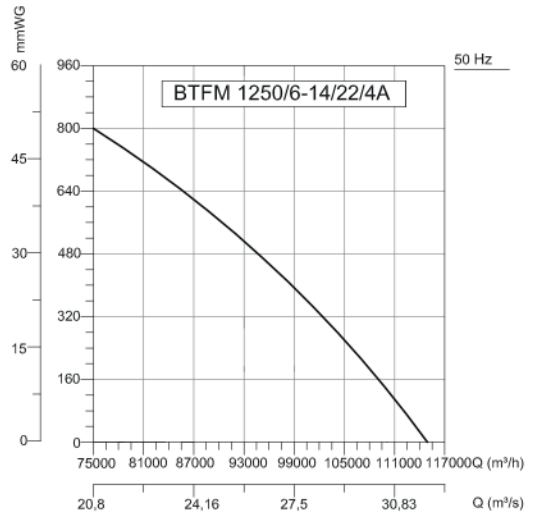
Frequency	Tot	63	125	250	500	1000	2000	4000	8000	Hz
L_{WA} Outlet	105	78	87	95	99	100	97	94	86	dB(A)
L_{WA} In-duct	106	78	87	96	100	101	99	94	85	dB(A)
(3m-Free Field)	87	60	69	78	82	81	79	75	65	dB(A)



Frequency	Tot	63	125	250	500	1000	2000	4000	8000	Hz
L_{WA} Outlet	106	77	88	96	101	101	98	94	86	dB(A)
L_{WA} In-duct	107	78	88	97	101	102	99	95	88	dB(A)
(3m-Free Field)	88	59	70	79	83	84	80	76	69	dB(A)



Frequency	Tot	63	125	250	500	1000	2000	4000	8000	Hz
L_{WA} Outlet	112	83	94	102	107	106	104	100	92	dB(A)
L_{WA} In-duct	112	85	94	103	108	107	104	100	93	dB(A)
(3m-Free Field)	94	65	76	86	89	89	87	82	74	dB(A)



Frequency	Tot	63	125	250	500	1000	2000	4000	8000	Hz
L_{WA} Outlet	112	83	94	102	107	106	104	99	92	dB(A)
L_{WA} In-duct	113	85	94	104	107	108	105	102	93	dB(A)
(3m-Free Field)	94	65	76	85	89	88	87	82	76	dB(A)

Accessories



BSC-F



BESB



BKFB



BSST



BTEK



BTY



BBDD