

# 规格书 SPECIFICATION

风机型号 FAN MODEL **B3P225-EC092-024**

## 1. 适用范围 SCOPE

本电动机规格书适用于3相直流无刷电动机的技术规定  
 其中没有特别指明处均遵从中国国家强制性产品认证和CE认证，且满足欧盟ErP要求  
 THIS SPECIFICATION IS SPECIFIED FOR 3-PHASE DC BRUSHLESS MOTOR.  
 ITEMS EXCEPT HAVING INDICATED IN THE SPECIFICATION, ARE APPLIED TO CHINA COMPULSORY PRODUCT CERTIFICATION AND CE, AND TO MEET THE EU ErP REQUIREMENTS.

## 2. 规格 SPECIFICATIONS

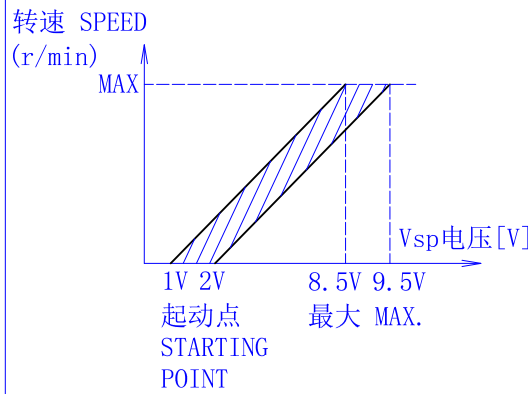
项目 ITEM	内容 SPECIFICATION			备注 DESCRIPTION
电气特性 ELECTRICAL CHARACTERISTICS	电压 VOLTAGE	AC220	[V]	范围: AC200-277V RANGE
	频率 FREQUENCY	50/60	[Hz]	
	转速 SPEED	3000 ±10%	[r/min]	
	功率 POWER	200 ±16%	[W]	
	电流 CURRENT	1.3 ±16%	[A]	
	最大风量 AIR FLOW	1500 MAX.	[m <sup>3</sup> /h]	
	噪音 NOISE	71 ±6	[dBA]	
	泄漏电流 LEAKAGE CURRENT	3.5 MAX.	[mA]	测试条件 AC260V 3S TESTING CONDITIONS
	绝缘耐压 DIELECTRIC RESISTANCE	AC1800V		1S 跳闸电流10mA TRIPPING CURRENT
	绝缘等级 INSULATION CLASS	B 级 CLASS		
	控制方式 CONTROL INPUT	0-10V Vdc/PWM		见图一、二 SEE FIG. 1、2
	输出电源 OUTPUT	+10Vdc		
	转速信号 TACH OUTPUT	1 PULSE/R		占空比DUTY 30%~70%须在+10V与TACH OUTPUT间连接10KΩ上拉电阻/IT NEEDS 10KΩ PULL-UP RESISTANCE BETWEEN +10V LINE AND TACH OUTPUT LINE
	保护方式 : PROTECTED MODE	OVER-TEMPERATURE/OVER-CURRENT/LOCKED PROTECTED		

RoHS指令对应 CONFORM TO RoHS INSTRUCTIONS	角度公差 Angle Tolerance		夹角短边的长度范围 (unit mm) Classification of a shorter side of subjected angle				普通公差 General Tolerance		尺寸范围 (unit mm) Classification of basic dimension			
	公差 Tolerance		X≤10	10<X≤50	50<X≤120	120<X≤400	公差 Tolerance		X≤6	6<X≤30	30<X≤120	120<X≤400
02	'21-12-14	EC-AFL-2021-0131	参数变更			JS0G01	材 质 MATERIAL		-----			
01	'21-10-19	EC-AFL-2021-0103	6/6页 引线变更			JS0G01	表面处理 FINISH		-----			
00	'21-09-02	-----	00初版			JS0G01	风 机 / 电 机 型 号 MODEL		B3P225-EC092-024			
改版 SYM	年 月 日 DATE	图 面 变 更 号 REVISION NO.	变 更 事 项 REVISIONS			设计 BY	规格书 SPECIFICATION					
制 图 DRAWN	设 计 DESIGNED	检 图 CHECKED	检 印 CHECKED	比 例 SCALE		FREE	品 名 TITLE		A112-0755-02			
艾弗洛 '21-12-14 JS0G01	艾弗洛 '21-12-14 JS0G01	艾弗洛 '21-12-14 JS9S02	艾弗洛 '21-12-14 JS9S02	三角法 THIRD ANGLE PROJECTION			图 号 DWG. NO.		A112-0755-02			
艾弗洛 AFL								页 SHEET		1/6		

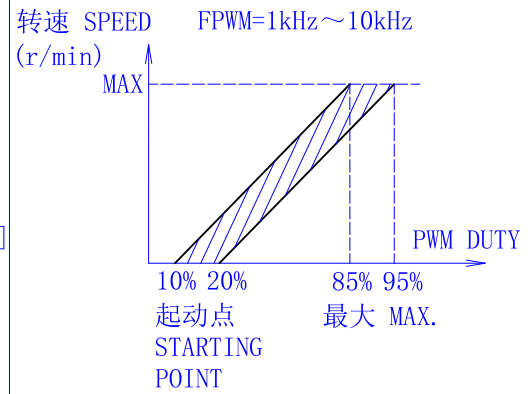
1

2

3



图一 FIG. 1



图二 FIG. 2

外观 APPEARANCE

不能有影响商品质量的伤痕和污迹  
THERE SHOULD NOT BE ANY DEFECTS AND DIRTY WHICH  
SPOIL GOODS VALUE

质量 MASS

约 APPROX 2.2 [Kg]

机械特性  
MECHANICAL  
SPECIFICATION电机引线引拔强度  
LEAD WIRE PULLED  
OUT STRENGTH

20 [N/根]以上 MIN.

寿命 L10  
LIFE

40000 [h] MIN.

## 3. 环境要求 ENVIRONMENTAL REQUIREMENT

保存温度 STORAGE TEMPERATURE RANGE	-25~60 [°C]	
使用·保存湿度 OPERATING, STORAGE HUMIDITY	30~95 [%]RH	无结露 NON CONDENSING
使用温度范围 OPERATING TEMPERATURE RANGE	-20~60 [°C]	
	IC散热 HEAT SINK OF IC	115[°C]以下 MAX
	其他电子部品 OTHER ELECTRONIC PARTS	85[°C]以下 MAX
	轴承 BALL BEARING	80[°C]以下 MAX
	卷线 COIL	120[°C]以下 MAX

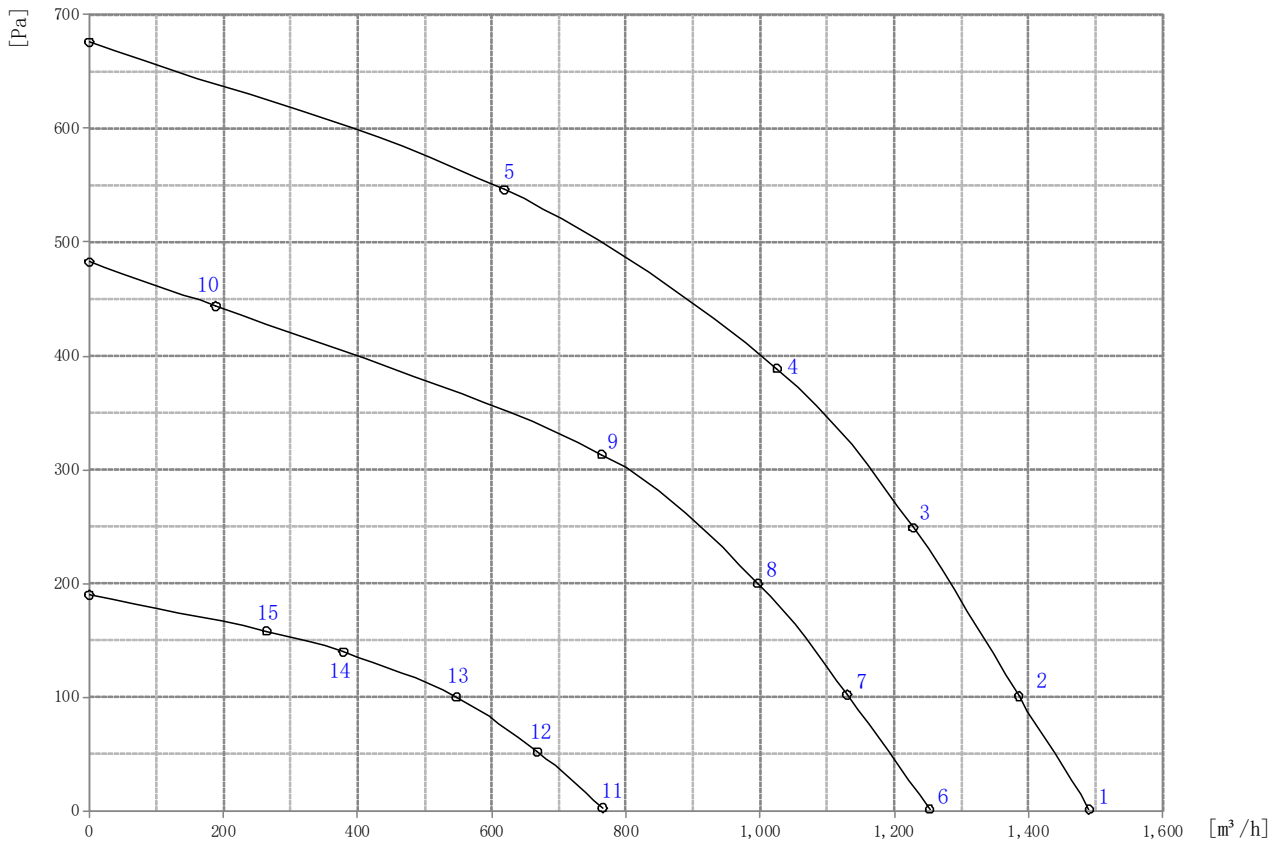
## 4. 使用注意事项 NOTE IN USE

- |   |  |
|---|--|
| A | (1) 本电机内未设接线反接等保护线路<br>SINCE THIS MOTOR HAS NO REVERSING CONNECTION  |
|   | (2) 启动时电流过大会损坏电机 请防止电流峰值超过2.5A<br>TO PREVENT MOTOR DAMAGED BY OVER STARTING CURRENT, THE PEAK CURRENT CAN NOT EXCEED 2.5A  |
|   | (3) 风机运转时不可插拔风机引线插头<br>PLEASE DO NOT PERFORM EXTRACTION AND INSERTION OF THE CONNECTOR UNDER REVOLUTION<br>IRRESPECTIVE OF POWER ON AND POWER OFF                                    |
|   | (4) 本风机通风冷却 使用时请考虑风机周边的通风条件<br>FAN CAN BE COOLED BY VENTILATION, PLEASE CONSIDER VENTILATED CONDITION AROUND THE<br>FAN WHEN USING IT  |
|   | (5) 轴承部不可受到冲击<br>DO NOT ADD SHOCK TO THE BALL BEARING  |
|   | (6) 拿取风机时不可拎风机引线 引线过度受力时内部焊接部分可能脱落<br>DO NOT CARRY WITH LEAD WIRES WHEN HANDLE A FAN, IF ADD HUGE STRENGTH TO LEAD WIRES<br>THAT THE SOLDERED PART IN FAN MAY BE SHED                |
|   | (7) 按本规格书中的规格评价风机 若工作点规格需要变更 请与本公司联系<br>EVALUATE THE FAN REFER TO THIS SPECIFICATIONS. IF THE LOAD OR POWER SUPPLY VOLTAGE<br>OF THE MOTOR SHOULD BE CHANGED, PLEASE CONTACT WITH US |

## 5. 其它 OTHERS

- |   |  |
|---|--|
| C | (1) 本款风机的知识产权属于本公司 在本款风机的使用上不会发生专利问题 应用本风机形成有关产品<br>或方法及新的技术方案造成专利侵权 本公司不予保证 请贵公司特别注意<br>THE INTELLECTUAL ASSET OF THE FAN IN THE FORM OF PATENT BELONGS TO OUR CORPORATION<br>SO ANY PATENT PROBLEM WILL NOT BE CAUSED DURING THE ACTUAL APPLICATION. OUR CORPORATION<br>WILL NOT BE RESPONSIBLE FOR ANY PATENT DISPUTE OR PROBLEM THAT CAUSED BY THE PRODUCT<br>METHOD AND NEW TECHNIQUE PROJECT WHICH ARE DEVELOPED BY USING THIS FAN |
|   | (2) 贵公司保证未经本公司许可 不得将此技术规格书泄漏给其它任何第三方<br>IT SHOULD BE ASSURED THAT THIS SPECIFICATION CAN NOT BE REVEALED TO ANY THIRD PARTY<br>WITHOUT THE CONSENT OF OUR CORPORATION  |
|   | (3) 本电机Pb Cr(VI+) Cd Hg PBB PBDE 6种物质的含有量满足RoHS指令(2002/95/EC)的要求<br>MATERIALS OF MOTOR CONTAIN SIX SUBSTANCES Pb Cr(VI+) Cd Hg PBB AND PBDE, THOSE CONTENTS<br>COMPLY WITH THE RoHS INSTRUCTION  |

## 6. P-Q曲线图 P-Q CURVES



项目 ITEM	电压 VOLTAGE	频率 FREQUENCY	转速 SPEED	功率 POWER	电流 CURRENT	风量 AIRFLOW	静压 PRESSURE	Vsp
单位 UNIT	[V]	[Hz]	[r/min]	[W]	[A]	[m³/h]	[Pa]	[V]
1	220	50	2951	177	1.29	1491	0	10V
2	220	50	2952	195	1.42	1386	101	
3	220	50	2947	218	1.57	1228	249	
4	220	50	2945	226	1.62	1025	389	
5	220	50	2943	204	1.48	619	546	
6	220	50	2487	106	0.82	1253	0	7V
7	220	50	2482	121	0.92	1130	102	
8	220	50	2484	131	0.98	997	200	
9	220	50	2487	131	0.99	764	313	
10	220	50	2482	85	0.68	188	444	
11	220	50	1539	28	0.26	766	0	4V
12	220	50	1539	32	0.28	668	52	
13	220	50	1538	33	0.29	547	100	
14	220	50	1539	32	0.29	379	140	
15	220	50	1539	30	0.27	264	158	

1

2

3

7. 控制方式及应用

NOTES ON VARIOUS CONTROL POSSIBILITIES AND THEIR APPLICATIONS

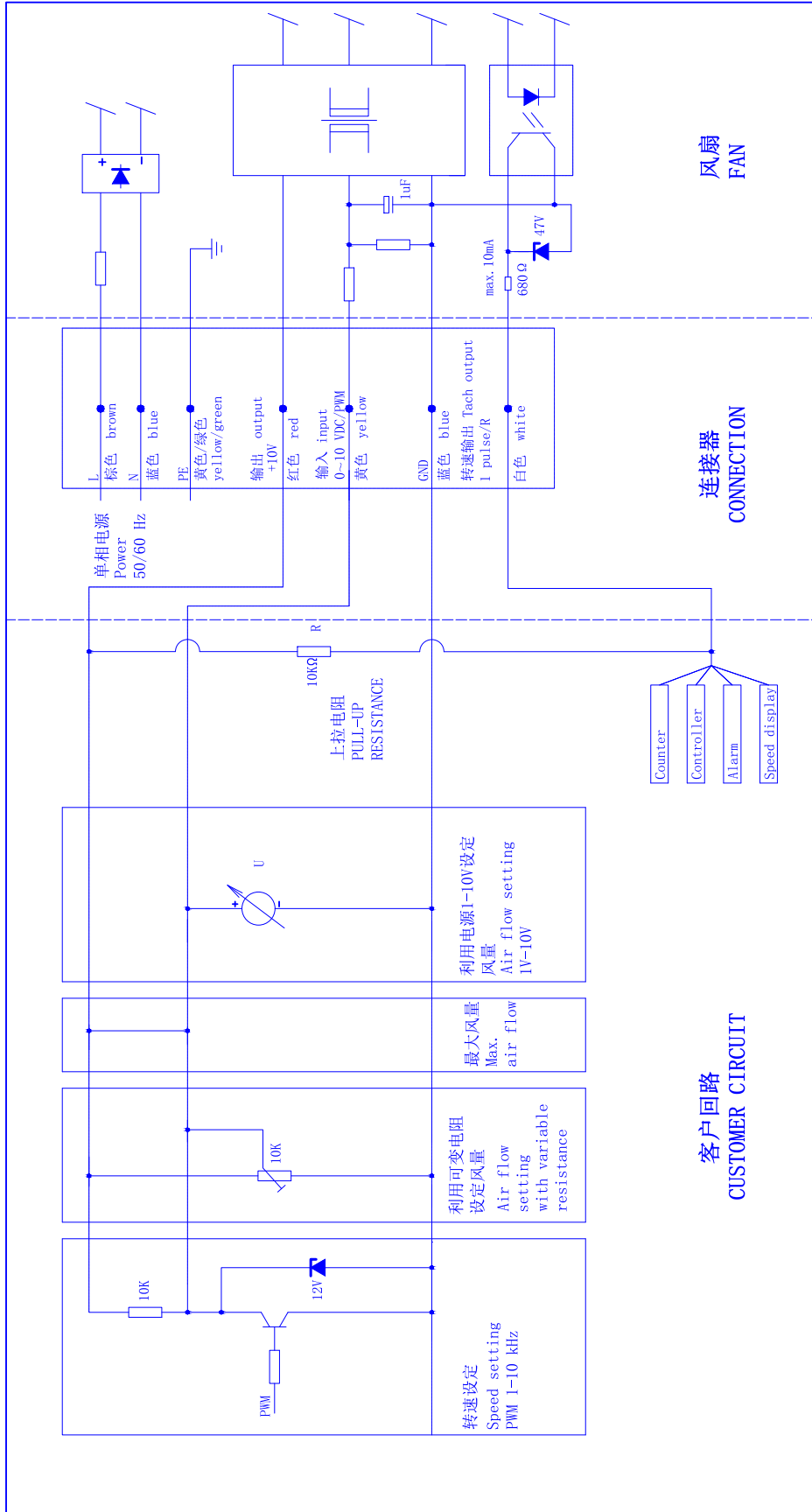
A

B

C

D

E

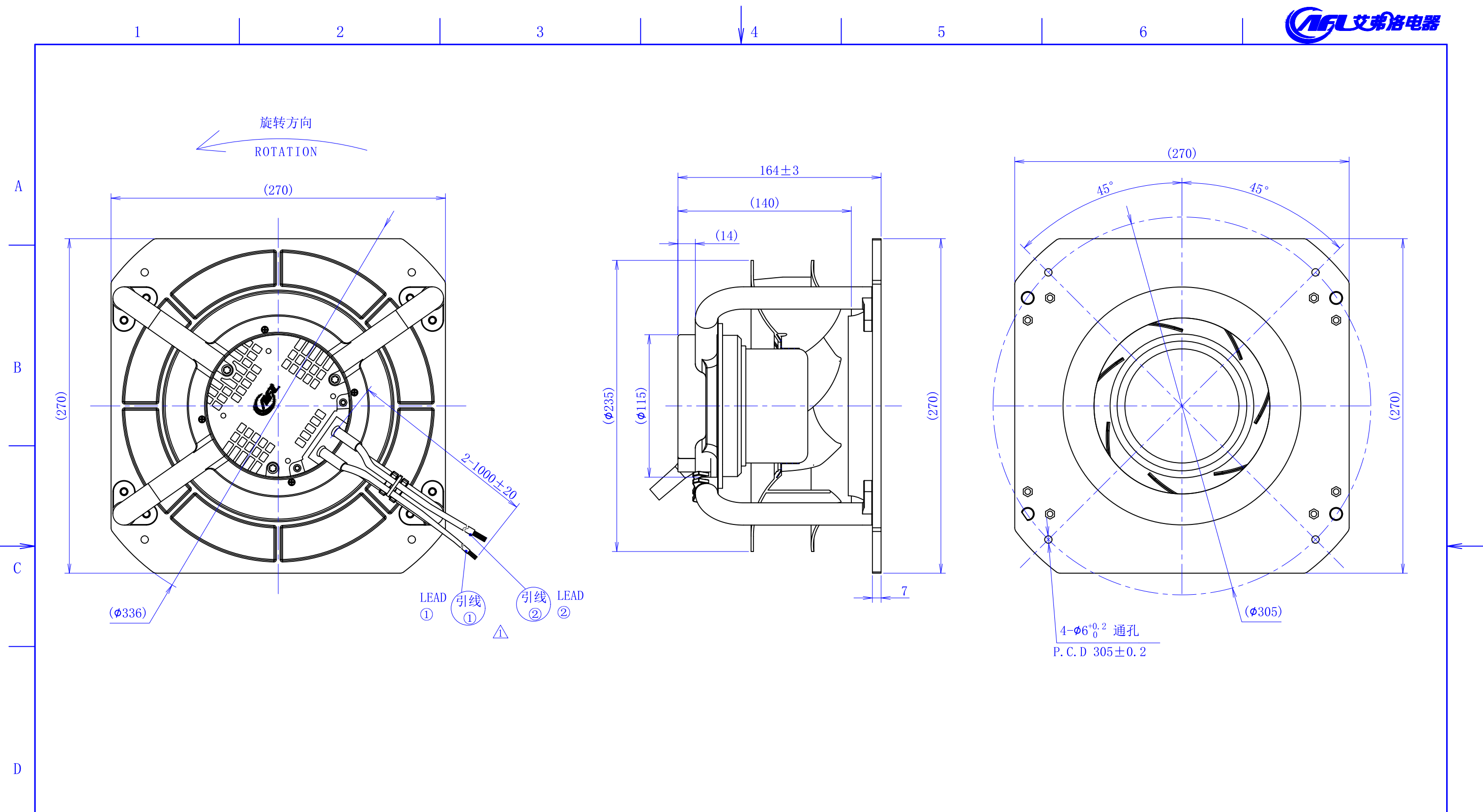


风扇  
FAN

连接器  
CONNECTION

客户回路  
CUSTOMER CIRCUIT

- Counter
- Controller
- Alarm
- Speed display



【引线①式样】

【LEAD WIRES ASS'Y ①】  
电线 WIRES: 3\*AWG20

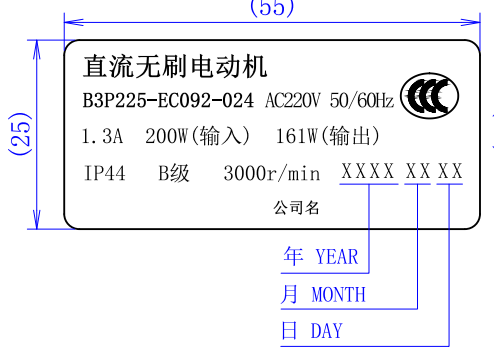
NO.	信号名 SIGNAL	颜色 COLOR	规格 SPEC
1	N	蓝 BLUE	AC220V/50Hz
2	PE	黄/绿 YELLOW/GREEN	接地 EARTH
3	L	棕 BROWN	AC220V/50Hz

【引线②式样】

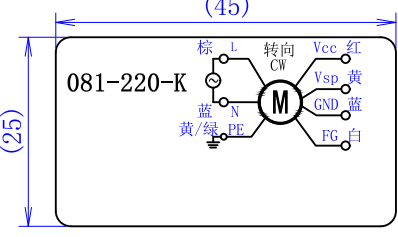
【LEAD WIRES ASS'Y ②】  
电线 WIRES: 4\*AWG22

NO.	信号名 SIGNAL	颜色 COLOR	规格 SPEC
1	GND	蓝 BLUE	GND
2	FG	白 WHITE	1 Pulse/R
3	Vsp	黄 YELLOW	0-10VDC/PWM
4	Vcc	红 RED	DC10V输出

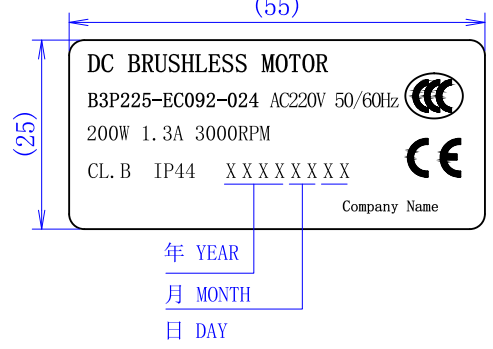
【铭牌一内容】



【铭牌二内容】



【LABEL ONE CONTENTS】



【LABEL TWO CONTENTS】

