

# 规格书 SPECIFICATION

风机型号 FAN MODEL **B3P280-EC092-004**

## 1. 适用范围 SCOPE

本电动机规格书适用于3相直流无刷电动机的技术规定  
其中没有特别指明处均遵从中国国家强制性产品认证和CE认证,且满足欧盟ErP要求  
THIS SPECIFICATION IS SPECIFIED FOR 3-PHASE DC BRUSHLESS MOTOR.  
ITEMS EXCEPT HAVING INDICATED IN THE SPECIFICATION, ARE APPLIED TO CHINA COMPULSORY PRODUCT CERTIFICATION AND CE, AND TO MEET THE EU ErP REQUIREMENTS.

## 2. 规格 SPECIFICATIONS

项目 ITEM	内容 SPECIFICATION			备注 DESCRIPTION
电气特性 ELECTRICAL CHARACTERISTICS	电压 VOLTAGE	AC220	[V]	范围: AC200-277V RANGE
	频率 FREQUENCY	50/60	[Hz]	
	转速 SPEED	2250 ±10%	[r/min]	
	功率 POWER	133 ±16%	[W]	
	电流 CURRENT	1.03 ±16%	[A]	
	最大风量 AIR FLOW	1550 MAX.	[m <sup>3</sup> /h]	
	噪音 NOISE	69 ±6	[dBA]	
	泄漏电流 LEAKAGE CURRENT	5 MAX.	[mA]	测试条件 AC1800V 1S TESTING CONDITIONS
	绝缘等级 INSULATION CLASS	B 级	CLASS	
	控制方式 CONTROL INPUT	0-10V Vdc/PWM		见图一、二 SEE FIG. 1、2
	输出电源 OUTPUT	+10Vdc		
	转速信号 TACH OUTPUT	1 PULSE/R		占空比 DUTY 30%~70% 须在+10V与TACH OUTPUT间连接 10KΩ上拉电阻/IT NEEDS 10KΩ PULL-UP RESISTANCE BETWEEN +10V LINE AND TACH OUTPUT LINE
保护方式: PROTECTED MODE	OVER-TEMPERATURE/OVER-CURRENT/LOCKED PROTECTED			

RoHS指令对应 CONFORM TO RoHS INSTRUCTIONS	角度公差 Angle Tolerance	夹角短边的长度范围 (unit mm) Classification of a shorter side of subjected angle				普通公差 General Tolerance	尺寸范围 (unit mm) Classification of basic dimension			
		X≤10	10<X≤50	50<X≤120	120<X≤400		X≤6	6<X≤30	30<X≤120	120<X≤400
	公差 Tolerance	±1°	±30'	±20'	±10'	公差 Tolerance	±0.1	±0.2	±0.3	±0.5

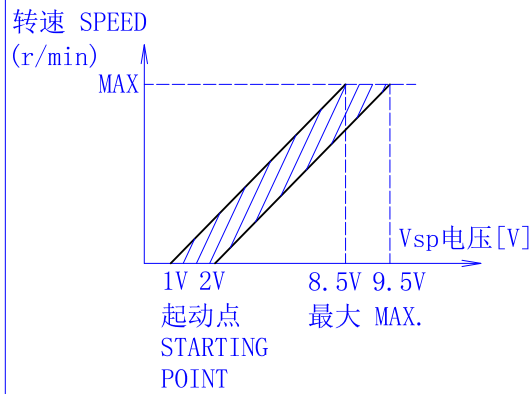
01	'21-11-12	EC-AFL-2021-0118	6/6页 导流圈变更	JS0G01	材 质 MATERIAL	-----	B3P280-EC092-004
00	'16-03-01	-----	00初版	JS0G01	表面处理 FINISH	-----	
改版 SYM	年 月 日 DATE	图面变更号 REVISION NO.	变 更 事 项 REVISIONS	设计 BY	风机/电机型号 MODEL		

制 图 DRAWN	设 计 DESIGNED	检 图 CHECKED	检 印 CHECKED	比 例 SCALE	材 质 FREE	品 名 TITLE	规格书 SPECIFICATION	
艾弗洛 '21-11-12 JS0G01	艾弗洛 '21-11-12 JS0G01	艾弗洛 '21-11-12 JS9S02	艾弗洛 '21-11-12 JS9S02	三角法 THIRD ANGLE PROJECTION		图 号 DWG. NO.	A112-0129-01	
杭州艾弗洛电器有限公司 HANGZHOU AIRFLOW ELECTRIC APPLIANCES CO., LTD.							页 SHEET	1/6

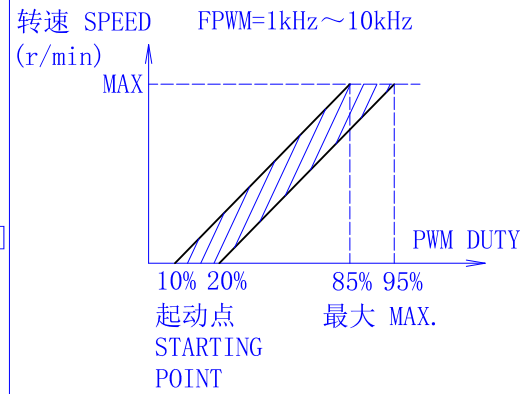
1

2

3



图一 FIG. 1



图二 FIG. 2

外观 APPEARANCE

不能有影响商品质量的伤痕和污迹  
THERE SHOULD NOT BE ANY DEFECTS AND DIRTY WHICH  
SPOIL GOODS VALUE

质量 MASS

约 APPROX 3.1 [Kg]

机械特性  
MECHANICAL  
SPECIFICATION电机引线引拔强度  
LEAD WIRE PULLED  
OUT STRENGTH

20 [N/根]以上 MIN.

寿命 L10  
LIFE

40000 [h] MIN.

## 3. 环境要求 ENVIRONMENTAL REQUIREMENT

保存温度 STORAGE TEMPERATURE RANGE	-25~60 [°C]	
使用·保存湿度 OPERATING, STORAGE HUMIDITY	30~95 [%]RH	无结露 NON CONDENSING
使用温度范围 OPERATING TEMPERATURE RANGE	-20~60 [°C]	
	IC散热 HEAT SINK OF IC	115[°C]以下 MAX
	其他电子部品 OTHER ELECTRONIC PARTS	85[°C]以下 MAX
	轴承 BALL BEARING	80[°C]以下 MAX
	卷线 COIL	120[°C]以下 MAX

#### 4. 使用注意事项 NOTE IN USE

- |   |  |
|---|--|
| A | (1) 本电机内未设接线反接等保护线路<br>SINCE THIS MOTOR HAS NO REVERSING CONNECTION  |
|   | (2) 起动时电流过大会损坏电机 请防止电流峰值超过2.5A<br>TO PREVENT MOTOR DAMAGED BY OVER STARTING CURRENT, THE PEAK CURRENT CAN NOT EXCEED 2.5A  |
| B | (3) 风机运转时不可插拔风机引线插头<br>PLEASE DO NOT PERFORM EXTRACTION AND INSERTION OF THE CONNECTOR UNDER REVOLUTION<br>IRRESPECTIVE OF POWER ON AND POWER OFF                                    |
|   | (4) 本风机通风冷却 使用时请考虑风机周边的通风条件<br>FAN CAN BE COOLED BY VENTILATION, PLEASE CONSIDER VENTILATED CONDITION AROUND THE<br>FAN WHEN USING IT  |
|   | (5) 轴承部不可受到冲击<br>DO NOT ADD SHOCK TO THE BALL BEARING  |
|   | (6) 拿取风机时不可拎风机引线 引线过度受力时内部焊接部分可能脱落<br>DO NOT CARRY WITH LEAD WIRES WHEN HANDLE A FAN, IF ADD HUGE STRENGTH TO LEAD WIRES<br>THAT THE SOLDERED PART IN FAN MAY BE SHED                |
|   | (7) 防止冲击电压破坏风机 电源线上请不要采用继电器或其它机械开关<br>DO NOT USE RELAY OR OTHER MECHANICAL SWITCH ON POWER SUPPLY LINE, BECAUSE IMPACT<br>VOLTAGE MAY DAMAGE THE FAN                                 |
|   | (8) 按本规格书中的规格评价风机 若工作点规格需要变更 请与本公司联系<br>EVALUATE THE FAN REFER TO THIS SPECIFICATIONS. IF THE LOAD OR POWER SUPPLY VOLTAGE<br>OF THE MOTOR SHOULD BE CHANGED, PLEASE CONTACT WITH US |

#### 5. 其它 OTHERS

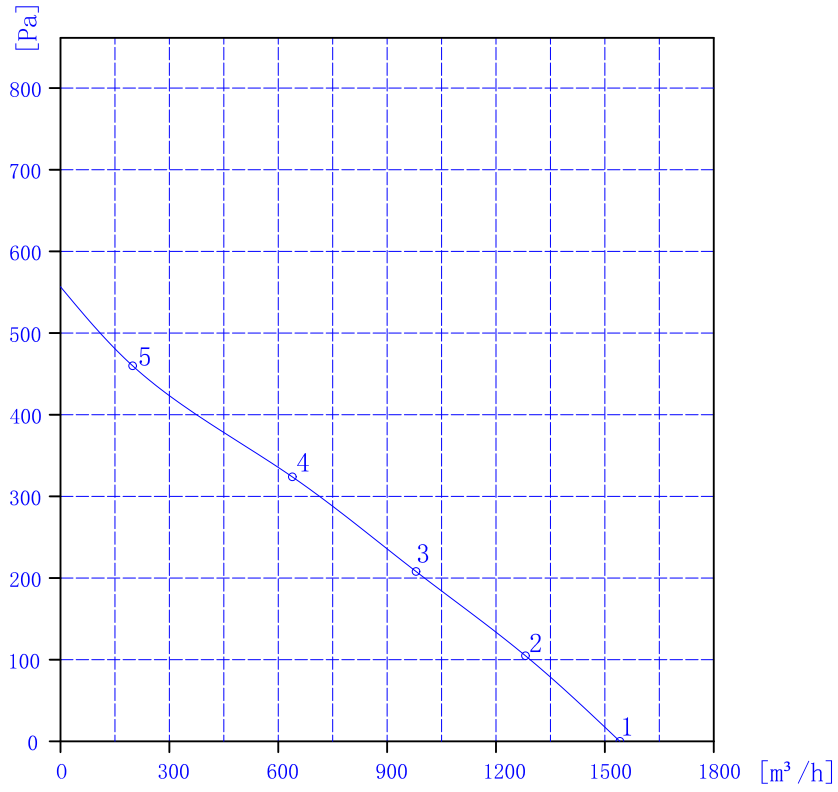
- |   |  |
|---|--|
| C | (1) 本款风机的知识产权属于本公司 在本款风机的使用上不会发生专利问题 应用本风机形成有关产品<br>或方法及新的技术方案造成专利侵权 本公司不予保证 请贵公司特别注意<br>THE INTELLECTUAL ASSET OF THE FAN IN THE FORM OF PATENT BELONGS TO OUR CORPORATION<br>SO ANY PATENT PROBLEM WILL NOT BE CAUSED DURING THE ACTUAL APPLICATION. OUR CORPORATION<br>WILL NOT BE RESPONSIBLE FOR ANY PATENT DISPUTE OR PROBLEM THAT CAUSED BY THE PRODUCT<br>METHOD AND NEW TECHNIQUE PROJECT WHICH ARE DEVELOPED BY USING THIS FAN |
|   | (2) 贵公司保证未经本公司许可 不得将此技术规格书泄漏给其它任何第三方<br>IT SHOULD BE ASSURED THAT THIS SPECIFICATION CAN NOT BE REVEALED TO ANY THIRD PARTY<br>WITHOUT THE CONSENT OF OUR CORPORATION  |
|   | (3) 本电机Pb Cr(VI+) Cd Hg PBB PBDE 6种物质的含有量满足RoHS指令(2002/95/EC)的要求<br>MATERIALS OF MOTOR CONTAIN SIX SUBSTANCES Pb Cr(VI+) Cd Hg PBB AND PBDE, THOSE CONTENTS<br>COMPLY WITH THE RoHS INSTRUCTION  |

1

2

3

6. P-Q曲线图 P-Q CURVES



项目 ITEM	电压 VOLTAGE	频率 FREQUENCY	转速 SPEED	功率 POWER
单位 UNIT	[V]	[Hz]	[r/min]	[W]
1	220	50	2324	122
2	220	50	2199	135
3	220	50	2088	145
4	220	50	2053	146
5	220	50	2248	131

1

2

3

### 7. 控制方式及应用

#### NOTES ON VARIOUS CONTROL POSSIBILITIES AND THEIR APPLICATIONS

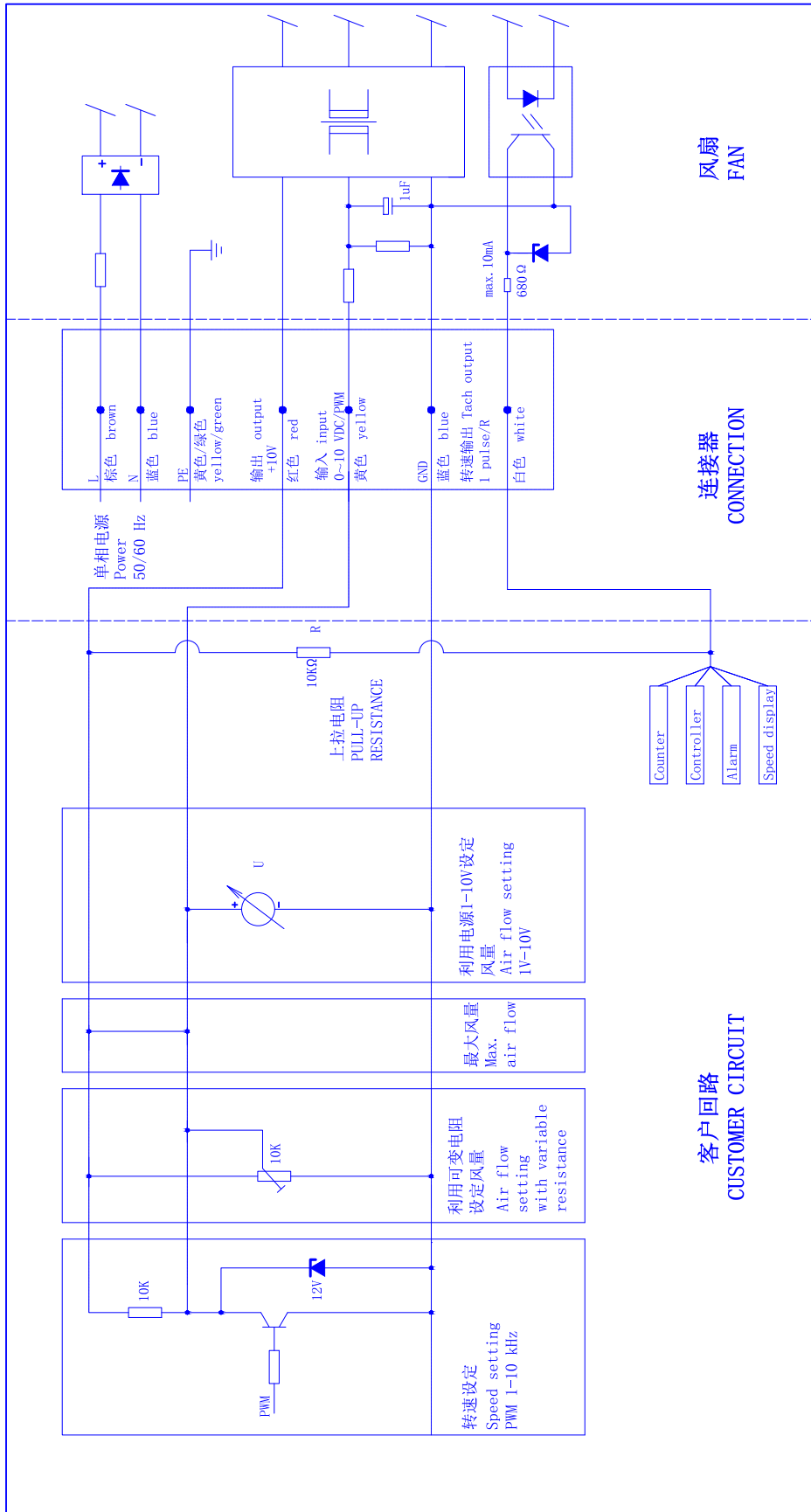
A

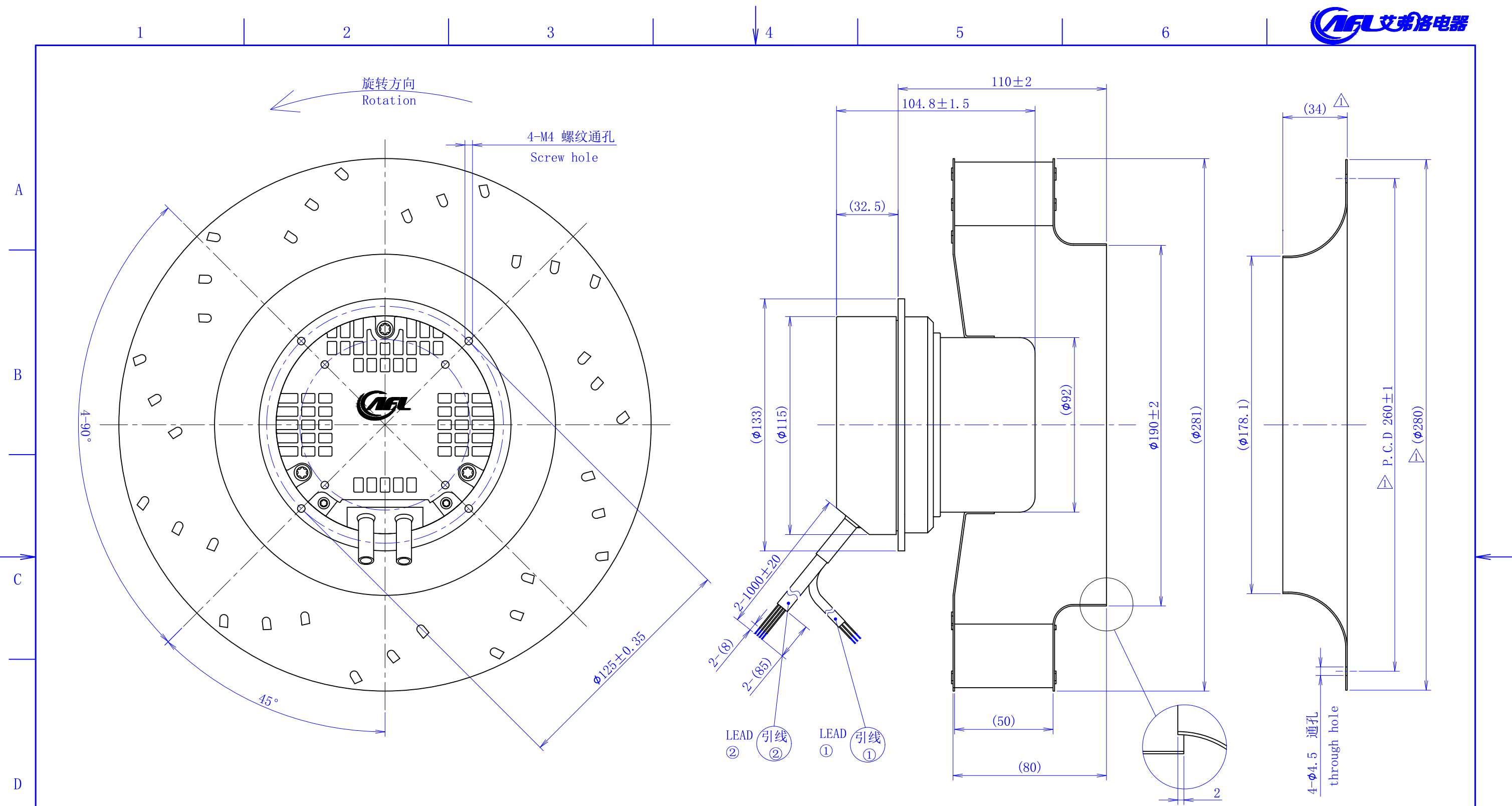
B

C

D

E

风扇  
FAN连接器  
CONNECTION客户回路  
CUSTOMER CIRCUIT



【引线①式样】

【LEAD WIRES ASS'Y ①】

电线 WIRES: 3\*AWG18

NO.	信号名 SIGNAL	颜色 COLOR	规格 SPEC
1	L	棕 BROWN	AC220V/50Hz
2	N	蓝 BLUE	AC220V/50Hz
3	PE	黄/绿 YELLOW/GREEN	接地 EARTH

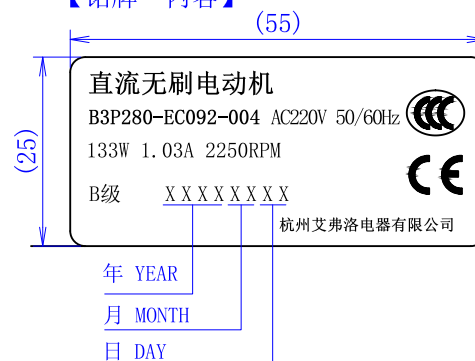
【引线②式样】

【LEAD WIRES ASS'Y ②】

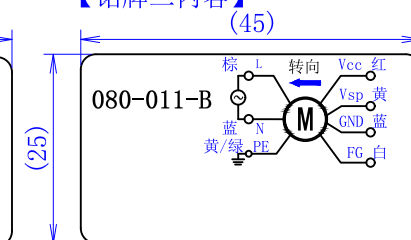
电线 WIRES: 4\*AWG22

NO.	信号名 SIGNAL	颜色 COLOR	规格 SPEC
1	GND	蓝 BLUE	GND
2	Vsp	黄 YELLOW	0-10V/PWM
3	Vcc	红 RED	DC10V输出
4	FG	白 WHITE	1 Pulse/R

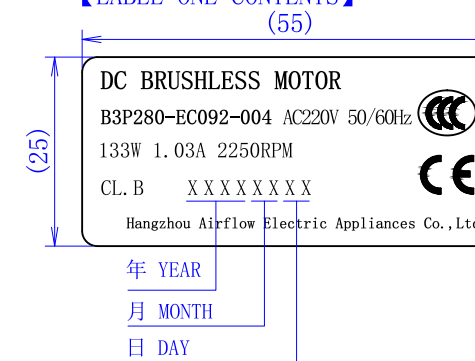
【铭牌一内容】



【铭牌二内容】



【LABEL ONE CONTENTS】



【LABEL TWO CONTENTS】

